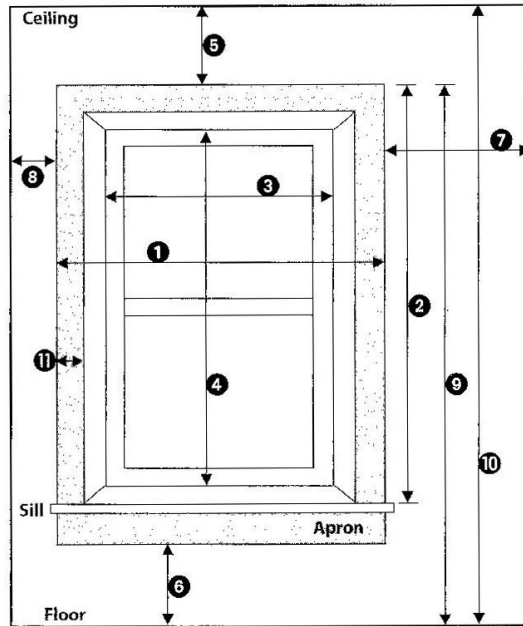


Design Guide: Measuring Your Windows

STANDARD WINDOW

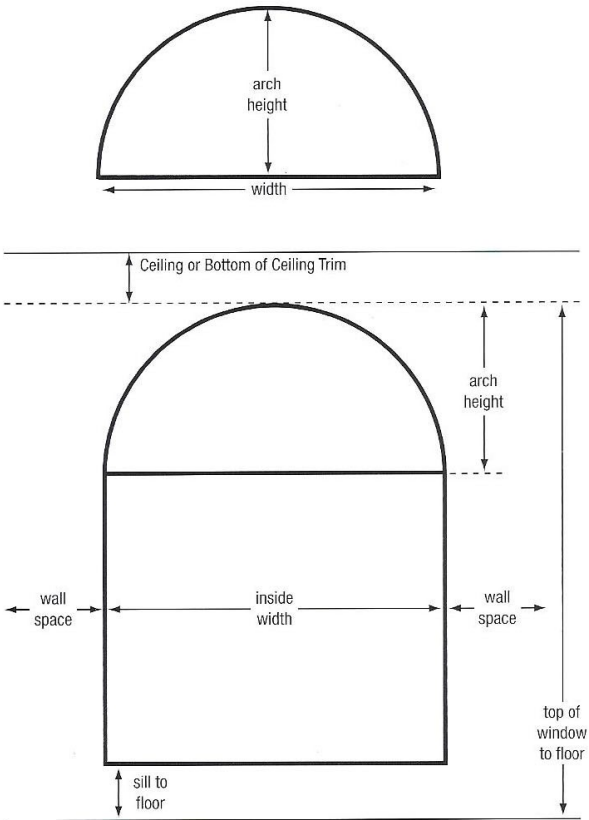


- ① Window width including frame _____ "
- ② Length from top of frame to top of sill _____ "
- ③ Inside width _____ "
- ④ Inside length _____ "
- ⑤ Distance from top of frame to ceiling _____ "
- ⑥ Distance from bottom of apron to floor _____ "
- ⑦ Distance from right side of frame to wall _____ "
- ⑧ Distance from left side of frame to wall _____ "
- ⑨ Length from top of frame to floor _____ "
- ⑩ Length from ceiling to floor _____ "
- ⑪ Width of frame _____ "

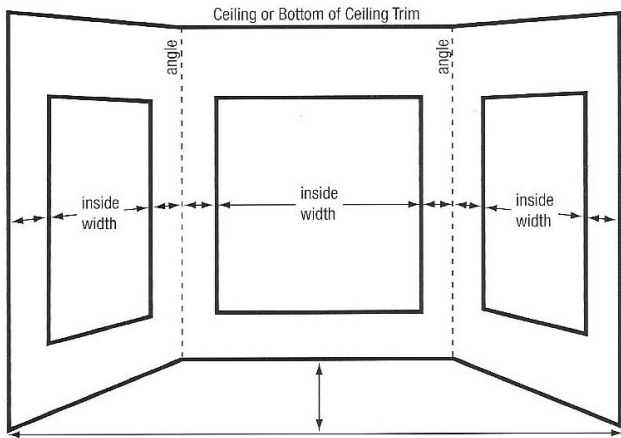
SR DESIGN RECOMMENDS
PROFESSIONAL MEASURING
AND INSTALLATIONS

Design Guide: Measuring Your Windows

ARCHED WINDOW



BAY WINDOWS



**SR DESIGN RECOMMENDS
PROFESSIONAL MEASURING
AND INSTALLATIONS**